

The Path Game

Players: 2 or more

Materials Needed: 3 – 6 sided dice

Path Activity Sheets

Gameplay:

Players work in 2 teams and work to complete their Path

1. Roll the 3 dice. Find the sum.
 2. Place the sum in the appropriate place on the Path. (The Path covers numbers 1 – 18.)
 3. If a number is rolled a second or third time, place a check in the box next to the number.
- The first player/team to fill their path is the winner. **Which number can never be rolled?**

Variations:

Use two dice to make a 2 digit number. For example: a roll of 3 and 2 can give you a number of 23 or 32. The player decides how to play it. This variation gives you a range of 11 to 66. Help your kids to discover the range on their own. Use three dice to make a 3 digit number. What will **that** range be?

See next page for Path Activity Sheets!

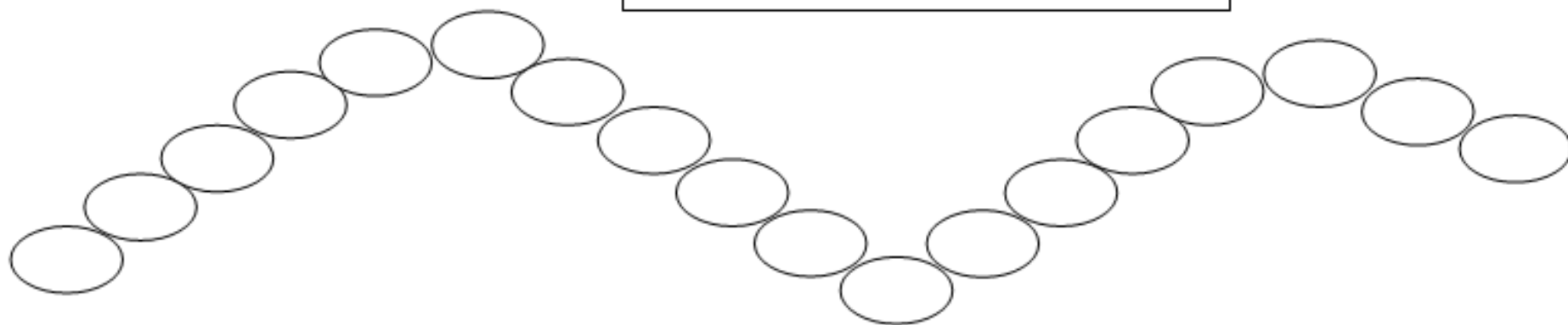
EXPLORATIONS  **in Math**

Helping Elementary Students Succeed in Math

The Path Game Worksheet 1

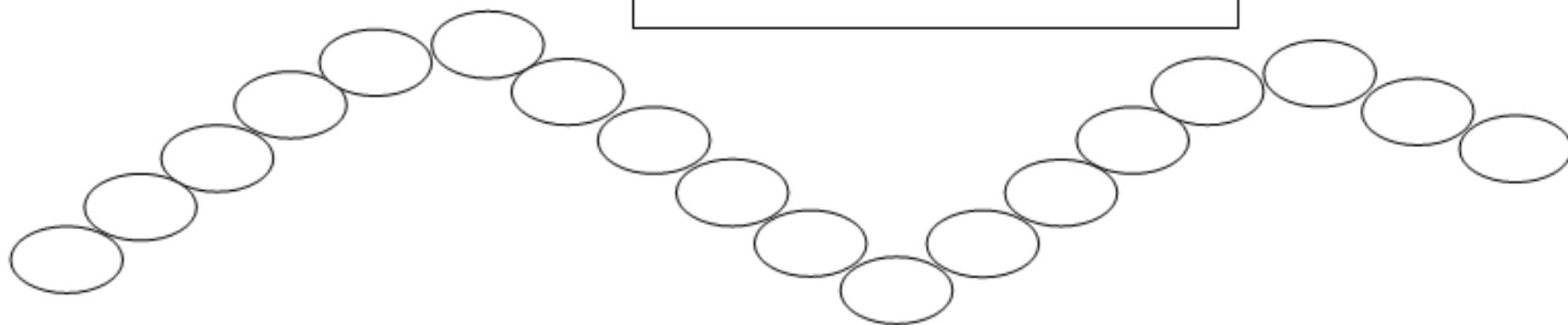
Player 1: _____

The Path Game



Player 2: _____

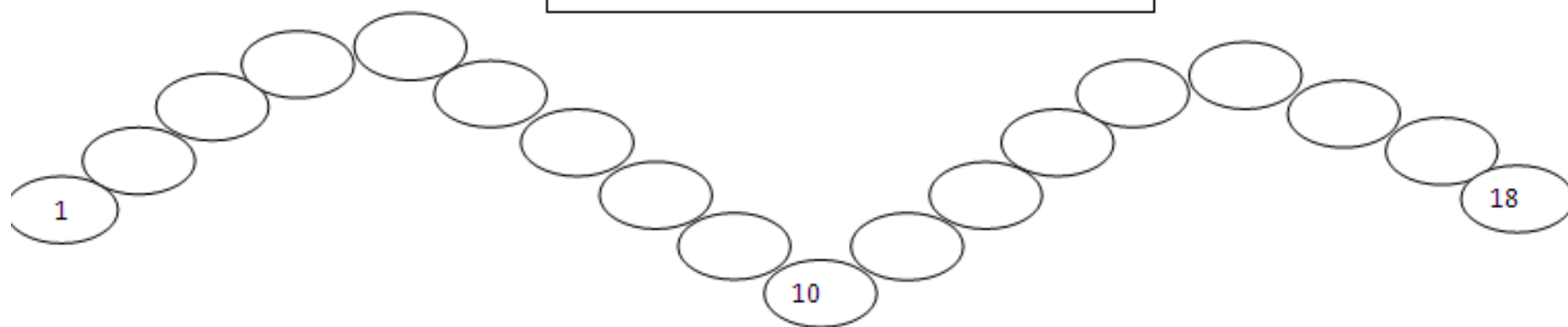
The Path Game



The Path Game Worksheet 2

Player 1: _____

The Path Game



Player 2: _____

The Path Game

